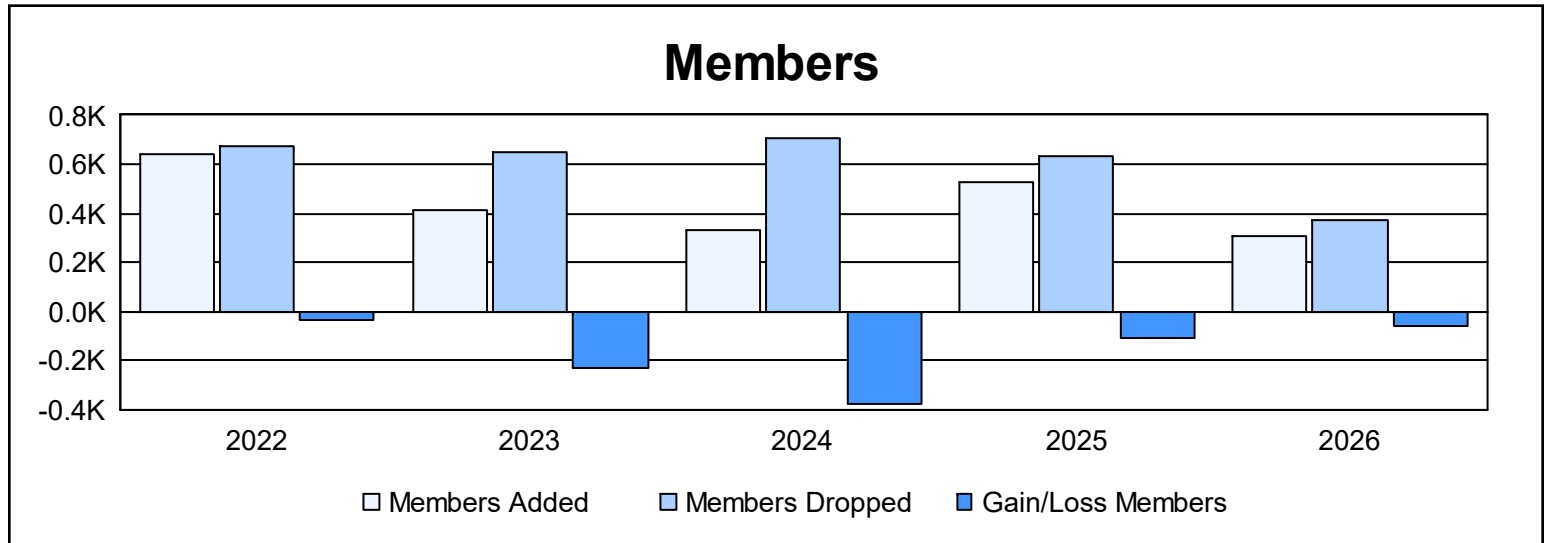
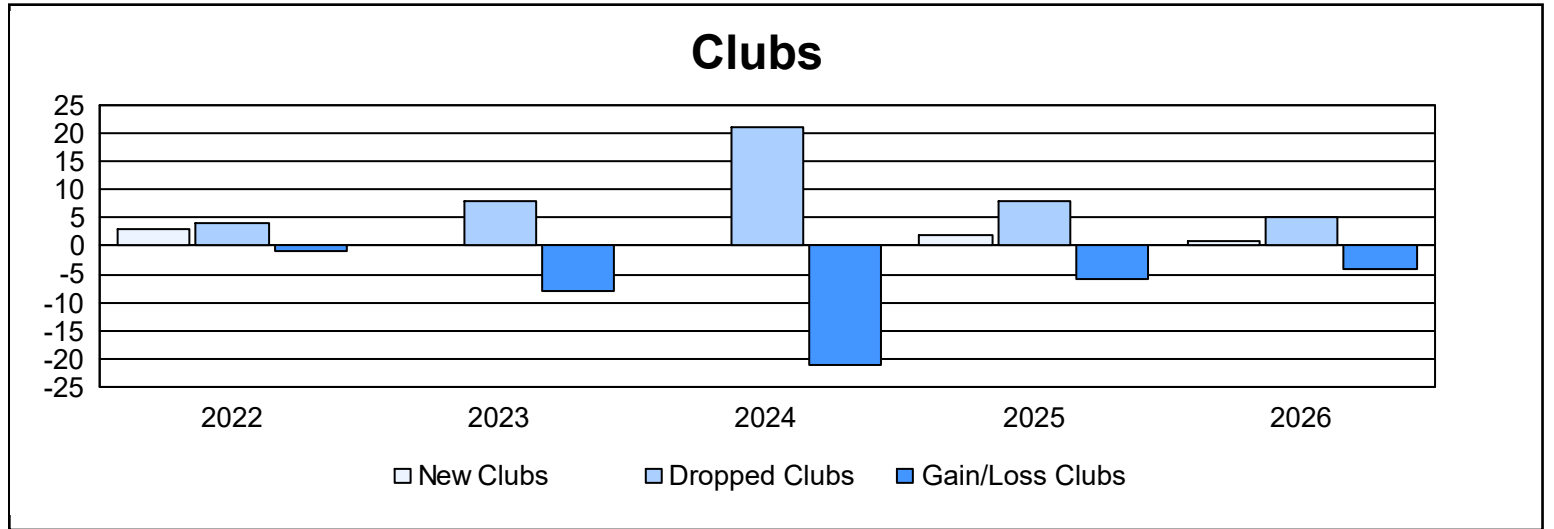


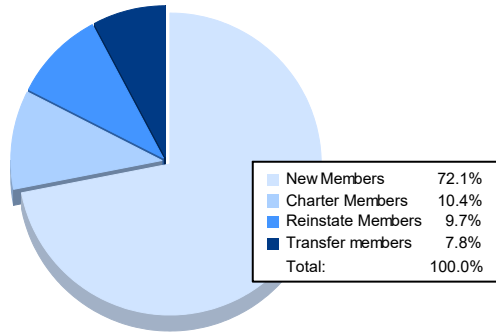
**Multiple District 12**

As of March 2026 Cumulative

Year	New Clubs	Dropped Clubs	Gain/ Loss Clubs	New Members	Charter Members	Reinstate Members	Transfer Members	Total Member Added	Total Members Dropped	Gain/ Loss Members
2021-2022	3	4	-1	495	98	22	23	638	671	-33
2022-2023	0	8	-8	360	6	28	19	413	645	-232
2023-2024	0	21	-21	291	4	18	17	330	710	-380
2024-2025	2	8	-6	372	44	86	26	528	636	-108
2025-2026	1	5	-4	222	32	30	24	308	369	-61
<b>Average</b>	<b>1</b>	<b>9</b>	<b>-8</b>	<b>348</b>	<b>37</b>	<b>37</b>	<b>22</b>	<b>443</b>	<b>606</b>	<b>-163</b>



### Membership Composition March 2026 Cumulative



### Gender Composition March 2026 Cumulative

